


Balaji Telefilms Ltd.

C-13, Balaji House, Dalia Industrial Estate, Opp. Laxmi Industries
New Link Road, Andheri (West), Mumbai - 400 053.
Tel.: 40698000 • Fax : 40698181 / 82 / 83
Website : www.balajitelefilms.com
CIN No. : L99999MH1994PLC082802



April 09, 2019

To,

BSE Limited
Phiroze Jeejeebhoy Towers,
Dalal Street,
Mumbai - 400 001
Stock Code: 532382

National Stock Exchange of India Ltd
"Exchange Plaza",
Bandra-Kurla Complex, Bandra (East),
Mumbai - 400 051
Stock Code: BALAJITELE

Sub: Submission of Shareholding Pattern for the quarter ended March 31, 2019

Dear Sir/Madam,

Pursuant to Regulation 31(1)(b) of the Securities and Exchange Board of India (Listing Obligations and Disclosure Requirements) Regulations, 2015, please find attached Shareholding Pattern of the Company for the quarter ended March 31, 2019.

Kindly take this on your record.

Yours truly,

For Balaji Telefilms Limited

Simmi Singh Bisht
Group Head Secretarial
Membership No. A23360



Encl: -a/a

Format of Holding of Specified securities

1. Name of Listed Entity: **BALAJI TELEFILMS LIMITED**
2. Scrip Code/Name of Scrip/Class of Security: **532382/BALAJITELE/EQUITY SHARES**
3. Share Holding Pattern Filed under: **Reg. 31(1)(a)/Reg.31(1)(b)/Reg.31(1)(c)**
- a. if under 31(1)(b) then indicate the report for quarter ending: **March 31, 2019**
- b. if under 31(1)(c) then indicate date of allotment/ extinguishment

4. Declaration :

Particulars	Promoter & Promoter Group	Public Shareholder	Non promoter-Non Public
a Whether the Listed Entity has issued any partly paid up shares	No	No	No
b Whether the Listed Entity has issued any Convertible Securities or Warrants?	No	No	No
c Whether the Listed Entity has any shares against which depository receipts are issued?	No	No	No
d Whether the Listed Entity has any shares in locked-in?	No	No	No
e Whether any shares held by promoters are pledge or otherwise encumbered?	No	No	No

5 The tabular format for disclosure of holding of specified securities is as follows:




Table 1 - Summary Statement holding of specified securities

Category	Category of Shareholder	No of Shareholders	No of fully paid up equity shares held	No of Partly paid-up equity shares held	No of Shares Underlying Depository Receipts	Total No of Shares Held (VII) = (IV)+(V)+(VI)	Shareholding as a % of total no of shares (As a % of (A+B+C2))	Number of Voting Rights held in each class of securities			No of Shares Underlying Outstanding convertible securities (Including Warrants)	Shareholding as a % assuming full conversion of convertible Securities (as a percentage of diluted share capital)	Number of Locked in Shares		Number of Shares pledged or otherwise encumbered		Number of equity shares held in dematerialized form
								No of Voting Rights		Total as a % of (A+B+C)			No.	As a % of total Shares held	No.	As a % of total Shares held	
								Class X	Class Y								
(I)	(II)	(III)	(IV)	(V)	(VI)	(VII)	(VIII)	(IX)			(X)	(XI)	(XII)	(XIII)	(XIV)		
(A)	Promoter & Promoter Group	4	34607830	0	0	34607830	34.22	34607830	0	34607830	34.22	0	0.00	0	0.00	34607830	
(B)	Public	23709	66522613	0	0	66522613	65.78	66522613	0	66522613	65.78	0	0.00	NA	NA	66517058	
(C)	Non Promoter-Non Public																
(C1)	Shares underlying DRs	0	0	0	0	0	NA	0	0	0	0.00	0	NA	0	0.00	NA	0
(C2)	Shares held by Employees Trusts	0	0	0	0	0	0.00	0	0	0	0.00	0	0.00	NA	NA	0	
	Total:	28797	101130443	0	0	101130443	100.00	101130443	0	101130443	100.00	0	0.00	0	0.00	101124886	




Table II - Statement showing shareholding pattern of the Promoter and Promoter Group

Category	Category & Name of the Shareholder	PAN	No of Shareholders	No of fully paid up equity shares held	No of Partly paid-up equity shares held	No of Shares Underlying Depository Receipts	Total No of Shares Held (IV+V+VI)	Shareholding as a % of total no of shares (calculated as per SCRR, 1957 (VIII) As a % of (A+B+C2)	Number of Voting Rights held in each class of securities			No of Shares Underlying Outstanding convertible securities (Including Warrants)	Shareholding as a % assuming full conversion of convertible Securities (as a percentage of diluted share capital) (VII+IX) As a % of (A+B+C2)	Number of Locked in Shares		Number of Shares pledged or otherwise encumbered		Number of equity shares held in dematerialized form	
									No of Voting Rights		Total as a % of (A+B+C)			No.	As a % of total Shares held	No.	As a % of total Shares held		
									Class X	Class Y									Total
(I)	(II)	(III)	(IV)	(V)	(VI)	(VII)	(VIII)	(IX)	(X)	(XI)	(XII)	(XIII)	(XIV)						
(1)	Indian																		
(a)	Individuals/Hindu undivided Family		4	34607830	0	0	34607830	34.22	34607830	0	34607830	34.22	0	34.22	0	0.00	0	0.00	34607830
	JEETENDRA KAPOOR	AAEPK1526B	1	3260522	0	0	3260522	3.22	3260522	0	3260522	3.22	0	3.22	0	0.00	0	0.00	3260522
	SHOBHA KAPOOR	AAEPK1531E	1	11008850	0	0	11008850	10.89	11008850	0	11008850	10.89	0	10.89	0	0.00	0	0.00	11008850
	EKTA KAPOOR	ABOPK8722G	1	18308208	0	0	18308208	18.10	18308208	0	18308208	18.10	0	18.10	0	0.00	0	0.00	18308208
	TUSSHAR KAPOOR	AJNPK7579E	1	2030250	0	0	2030250	2.01	2030250	0	2030250	2.01	0	2.01	0	0.00	0	0.00	2030250
(b)	Central Government/State Government(s)		0	0	0	0	0	0.00	0	0	0	0.00	0	0.00	0	0.00	0	0.00	0
(c)	Financial Institutions/Banks		0	0	0	0	0	0.00	0	0	0	0.00	0	0.00	0	0.00	0	0.00	0
(d)	Any Other		0	0	0	0	0	0.00	0	0	0	0.00	0	0.00	0	0.00	0	0.00	0
	Sub-Total (A)(1)		4	34607830	0	0	34607830	34.22	34607830	0	34607830	34.22	0	34.22	0	0.00	0	0.00	34607830
(2)	Foreign																		
(a)	Individuals (Non-Resident Individuals/Foreign)		0	0	0	0	0	0.00	0	0	0	0.00	0	0.00	0	0.00	0	0.00	0
(b)	Government		0	0	0	0	0	0.00	0	0	0	0.00	0	0.00	0	0.00	0	0.00	0
(c)	Institutions		0	0	0	0	0	0.00	0	0	0	0.00	0	0.00	0	0.00	0	0.00	0
(d)	Foreign Portfolio Investor		0	0	0	0	0	0.00	0	0	0	0.00	0	0.00	0	0.00	0	0.00	0
(e)	Any Other		0	0	0	0	0	0.00	0	0	0	0.00	0	0.00	0	0.00	0	0.00	0
	Sub-Total (A)(2)		0	0	0	0	0	0.00	0	0	0	0.00	0	0.00	0	0.00	0	0.00	0
	Total Shareholding of Promoter and Promoter Group (A)=(A)(1)+(A)(2)		4	34607830	0	0	34607830	34.22	34607830	0	34607830	34.22	0	34.22	0	0.00	0	0.00	34607830




Table III - Statement showing shareholding pattern of the Public shareholder

Category	Category & Name of the Shareholder	PAN	No of Shareholders	No of fully paid up equity shares held	No of Partly paid-up equity shares held	No of Shares Underlying Depository Receipts	Total No of Shares Held (IV+V+VI)	Shareholding as a % of total no of shares (A+B+C)	Number of Voting Rights held in each class of securities			No of Shares Underlying	Shareholding as a % assuming full conversion of convertible Securities (as a percentage of diluted share capital)	Number of Locked In Shares		Number of Shares pledged or otherwise encumbered		Number of equity shares held in dematerialized form
									No of Voting Rights					Total as a % of (A+B+C)	No. As a % of total Shares held	No. As a % of total Shares held		
									Class X	Class Y	Total							
	(I)	(II)	(III)	(IV)	(V)	(VI)	(VII)	(VIII)	(IX)	(X)	(XI)	(XII)	(XIII)	(XIV)	(XV)			
(1)	Institutions																	
(a)	Mutual Funds		4	516339	0	0	516339	0.51	516339	0	516339	0.51	0	0.00	NA	NA	516339	
(b)	Venture Capital Funds		0	0	0	0	0	0.00	0	0	0	0.00	0	0.00	NA	NA	0	
(c)	Alternate Investment Funds		0	0	0	0	0	0.00	0	0	0	0.00	0	0.00	NA	NA	0	
(d)	Foreign Venture Capital Investors		0	0	0	0	0	0.00	0	0	0	0.00	0	0.00	NA	NA	0	
(e)	Foreign Portfolio Investors		23	19398743	0	0	19398743	19.18	19398743	0	19398743	19.18	0	0.00	NA	NA	19398743	
	VANDERBILT UNIVERSITY - ATYANT CAPITAL MANAGEMENT LIMITED	AAAASV5194R	1	4277227	0	0	4277227	4.23	4277227	0	4277227	4.23	0	0.00	NA	NA	4277227	
	INDIA CAPITAL FUND LIMITED	AAACM3867E	1	2564777	0	0	2564777	2.54	2564777	0	2564777	2.54	0	0.00	NA	NA	2564777	
	THE DUKE ENDOWMENT	AABTTS208I	1	1295000	0	0	1295000	1.28	1295000	0	1295000	1.28	0	0.00	NA	NA	1295000	
	GOTHIC CORPORATION	AADCG1073F	1	3600000	0	0	3600000	3.56	3600000	0	3600000	3.56	0	0.00	NA	NA	3600000	
	ATYANT CAPITAL INDIA FUND I	AAPCA6514M	1	4078223	0	0	4078223	4.03	4078223	0	4078223	4.03	0	0.00	NA	NA	4078223	
	GOTHIC HSP CORPORATION	AAPOG7765G	1	1187663	0	0	1187663	1.17	1187663	0	1187663	1.17	0	0.00	NA	NA	1187663	
(f)	Financial Institutions/Banks		4	501370	0	0	501370	0.50	501370	0	501370	0.50	0	0.00	NA	NA	501370	
(g)	Insurance Companies		0	0	0	0	0	0.00	0	0	0	0.00	0	0.00	NA	NA	0	
(h)	Provident Funds/Pension Funds		0	0	0	0	0	0.00	0	0	0	0.00	0	0.00	NA	NA	0	
(i)	Any Other		31	20416452	0	0	20416452	20.19	20416452	0	20416452	20.19	0	0.00	NA	NA	20416452	
	Sub Total (B)(1)																	
(2)	Central Government/State Government(s)/President of India		0	0	0	0	0	0.00	0	0	0	0.00	0	0.00	NA	NA	0	
	Sub Total (B)(2)		0	0	0	0	0	0.00	0	0	0	0.00	0	0.00	NA	NA	0	
(3)	Non-Institutions																	
(a)	i. Individual shareholders holding nominal share capital up to Rs. 2 lakhs		22029	8643832	0	0	8643832	8.55	8643832	0	8643832	8.55	0	0.00	NA	NA	8643832	
	ii. Individual shareholders holding nominal share capital in excess of Rs. 2 Lakhs		17	3732222	0	0	3732222	3.69	3732222	0	3732222	3.69	0	0.00	NA	NA	3732222	
(b)	NBFCs Registered with RBI		7	8600	0	0	8600	0.01	8600	0	8600	0.01	0	0.00	NA	NA	8600	
(c)	Employee Trusts		0	0	0	0	0	0.00	0	0	0	0.00	0	0.00	NA	NA	0	
(d)	Overseas Depositories (Holding DRs)(Balancing figure)		0	0	0	0	0	0.00	0	0	0	0.00	0	0.00	NA	NA	0	
(e)	Any Other		1	50	0	0	50	0.00	50	0	50	0.00	0	0.00	NA	NA	50	
	TRUSTS																	
	NON RESIDENT INDIANS		384	477329	0	0	477329	0.47	477329	0	477329	0.47	0	0.00	NA	NA	477329	
	CLEARING MEMBERS		28	86394	0	0	86394	0.09	86394	0	86394	0.09	0	0.00	NA	NA	86394	
	DIRECTORS		1	300	0	0	300	0.00	300	0	300	0.00	0	0.00	NA	NA	300	
	NRI NON-REPATRIATION BODIES CORPORATES		217	643024	0	0	643024	0.64	643024	0	643024	0.64	0	0.00	NA	NA	643024	
	RELJANCE INDUSTRIES LIMITED	AAACRS055K	1	25200000	0	0	25200000	24.92	25200000	0	25200000	24.92	0	0.00	NA	NA	25200000	
	AADI FINANCIAL ADVISORS LLP	AARFA5161F	1	3635000	0	0	3635000	3.59	3635000	0	3635000	3.59	0	0.00	NA	NA	3635000	
	LE F F		1	741	0	0	741	0.00	741	0	741	0.00	0	0.00	NA	NA	741	
	H U F		539	441934	0	0	441934	0.44	441934	0	441934	0.44	0	0.00	NA	NA	441934	
	FOREIGN NATIONALS		1	181	0	0	181	0.00	181	0	181	0.00	0	0.00	NA	NA	181	
	Sub Total (B)(3)		23672	46106161	0	0	46106161	45.59	46106161	0	46106161	45.59	0	0.00			46106066	
	Total Public Shareholding (B) = (B)(1)+(B)(2)+(B)(3)		23703	66522613	0	0	66522613	65.78	66522613	0	66522613	65.78	0	0.00			66517058	





Table IV - Statement showing shareholding pattern of the Non Promoter - Non Public Shareholder

Category	Category & Name of the Shareholder	PAN	No of Share holders	No of fully paid up equity shares held	No of Partly paid-up equity shares held	No of Shares Underlying Depository Receipts	Total No of Shares Held (IV+V+VI)	Shareholding as a % of total no of shares (A+B+C2)	Number of Voting Rights held in each class of securities			No of Shares Underlying Outstanding convertible securities (including Warrants)	Shareholding as a % assuming full conversion of convertible Securities (as a percentage of diluted share capital)	Number of Locked in Shares		Number of Shares pledged or otherwise encumbered		Number of equity shares held in dematerialized form	
									No of Voting Rights					No	As a % of total Shares held	No.	As a % of total Shares held		
									Class X	Class Y	Total								As a % of total Shares held
(I)	(II)	(III)	(IV)	(V)	(VI)	(VII)	(VIII)	(IX)			(X)	(XI)	(XII)	(XIII)	(XIV)				
(1)	Custodian/DR Holder		0	0	0	0	0	0.00	0	0	0	0.00	0	0.00	0	0.00	NA	NA	0
(2)	Employee Benefit Trust (under SEBI(Share based Employee Benefit) Regulations 2014)		0	0	0	0	0	0.00	0	0	0	0.00	0	0.00	0	0.00	NA	NA	0
	Total Non-Promoter-Non Public Shareholding (C) = (C)(1)+(C)(2)		0	0	0	0	0	0.00	0	0	0	0.00	0	0.00	0	0.00			0



Details of the shareholders acting as persons in Concert including their Shareholding:

Name of Shareholder	Name of PAC	No of shares	Holding%
NIL	NIL	NIL	NIL
Total:		0	0



Details of Shares which remain unclaimed may be given hear along with details such as number of shareholders, outstanding shares held in demat/unclaimed suspense account

No of Shareholders	No of shares
NIL	NIL

